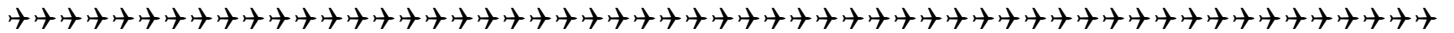




Squadron News August 2024

An AMA Gold Club



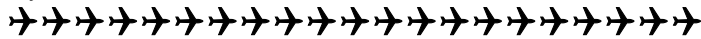
Upcoming Club Events

September 4 - Monthly Blacksheep meeting, at the field, 7:30 pm.

Septemeber 21 - Indianapolis RC Modelers Fly All in the Fall Fun Fly & Swap Shop

October 5 - Fall Float Fly In at Gibbs Memorial Park. 9AM to 2PM.

October 12 - Blacksheep RC Modelers 17th annual Warbird Fly In



Events Next Week / Weekend...

*** LABOR DAY *** - Mon 9/2

Warbird Alley, SKYMAC, Sep 6-8, Bowling Green, KY - <https://www.indyrcsouth.org/forum/index.php/topic,3445.0.html>

Monster Mash, Ft. Wayne Flying Circuits, Sep 6-7, New Haven, IN - <https://www.indyrcsouth.org/forum/index.php/topic,3451.0.html>

Barnstormers over Champaign, Sep 6-7, Champaign, IL - <https://www.indyrcsouth.org/forum/index.php/topic,3449.0.html>

Giant Scale, Madison Co RC Flyers, Sep 7-8, Elwood, IN - <https://www.indyrcsouth.org/forum/index.php/topic,3379.0.html>

IRCM (Eastside) CCAP, Sat 9/7 @ 1pm, Morristown, IN - <https://www.indyrcsouth.org/forum/index.php/topic,3393.0.html>

Updated / Recent Postings...

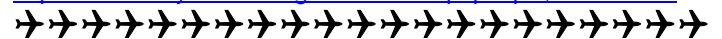
Muncie RC Fly-In, Aug 30-Sep 2, AMA Site #3, Muncie, IN - <https://www.indyrcsouth.org/forum/index.php/topic,3457.0.html>

RC Skydiver Rally, Aug 30-Sep 1, AMA Site #?, Muncie, IN - <https://www.indyrcsouth.org/forum/index.php/topic,3458.0.html>

Center Grove HS Indoor Flying, Sat 9/28 @ Noon, Greenwood, IN - <https://www.indyrcsouth.org/forum/index.php/topic,3455.0.html>

Ford Tour, Tri-Motor Rides, Oct 24-27, Connersville Airport, Connersville, IN - <https://www.indyrcsouth.org/forum/index.php/topic,3456.0.html>

Center Grove HS Swap Meet & Indoor Fly, Sat 2/22 @ 8am, Greenwood, IN - <https://www.indyrcsouth.org/forum/index.php/topic,3454.0.html>



Blacksheep RC Modelers August 2024 Meeting Minutes

Rege opened the meeting with 22 members present. Our NMAD is scheduled for this coming Saturday, August 10, from 10 AM to 2 PM. Rege has arranged for a fly over of bi-planes at 10 AM. Bill Clontz will be providing the lunches starting at around 10:30 AM. All members are encouraged to spread the word about the event and to plan to attend and bring several airplanes for flying and display. We are still one of the leading clubs in the country for raising charitable contributions and hope to remain in that leadership position. Don Schmedake will be dropping candy and parachutes for the kids during the event. John Loudon will set up the audio system. The

Morning Crew will prepare the grounds for the event.

Rich Gilmore gave the Treasurer's Report and Paul Wycoff reported that we have 102 members.

Rege announced that Ryan Jones received recognition for his F16 at the "Jets over Kentucky" event.

The meeting was adjourned in order for members to fly in the perfect weather.

Paul Wycoff

Black Sheep Secretary

Notes from the president -

I will start this message with another big THANK YOU to all members who supported our NMAD r/c airshow to benefit Hoosier Veterans Assistance Foundation. The weather was probably the best we have seen in several years. Lots of r/c aircraft on display and lots of flying. We had a lot of spectators that were treated to flights of all types of r/c aircraft including small UMX planes, gliders, many different warbirds and aerobatic planes of all sizes, many EDF jets, helicopters and turbine powered jets. Don Schmedake's candy and parachute drops were a big hit with all the youth. Parker Hall put on a high energy exciting helicopter demo flights that the crowd enjoyed or were amazed. We raised \$8,751.00 for HVAF.

The week after our NMAD event, the Indianapolis RC Modelers hosted their event to benefit the Marine Corp Toys for Tots. John Louden and I were able to attend, weather was good till shortly after lunch when the wind picked up and changed to out of the west. John had several various size Viper Jets and I had the go to Flex RV 8 and my large Voyager jet. I think the turnout was a little lower than expected, still a good event for another worthy charity.

By the time you read this, I hope to have seen you at the field on a nice Labor Day. If not, I hope you had a nice weekend and spent time with family.

Thanks to Scott Black for setting up a Blacksheep RC Modelers members page that anyone can join and post comments, chat, photos and videos. Not much going on in September, IRCM hosts their Fly All in the Fall event on 21-September. Then October does get busy for us. Bill Beach jet fly in the 2 thru 5th at Rosewood, our Fall Float Fly at Gibbs Memorial Park on 5-Oct followed by our 17th annual warbird fly in the following Saturday, 12-Oct. Get those warbirds dusted off and bring them out for the show! Till next month, fly often, fly safe. Rege

Long time Club member Dennis McCarty is moving and selling his entire collection of RC planes and equipment. There are some really great buys here. The sale is Thursday, Sept 5 from 4:30pm to 7:30pm in Shelbyville. See the attached notice for details.

Please pass this to fellow club members.


Ted Brindle
Indianapolis, IN
iflyrc5@comcast.net
H: 317-894-2311
C: 317-797-8502

Special RC Enthusiast "MUST GO" Airplane SALE!
Thurs. Sept 5th 4:30PM - 7:30PM

1787 N. Knightstown Rd
Shelbyville, IN 46176

Contact: Jeff Thomas
317-412-5514

- Come **Thursday night** and make an offer for any airplane you desire. Many great airplanes fully finished, partially finished, balsa wood, kits, wiring, leads, etc. (Note: C-130's shown below are already sold)
- There is a 12' wingspan L-19 Bird Dog, mid-sized OV-10 Bronco, Hangar-9 type P-51 and AT-6 (printed detailed covering), Mr. Mulligan large scale airplanes, 1/4 scale complete FG fuselage GeeBee R1 with spare FG fuselage, large Sopwith Pup, Large T-28, and MORE!
- Taking bids and selling all - **all must go!** Any reasonable offer taken - so come early and start bidding. **Don't let your buddy grab your desired airplane!** *Very good pricing on lots of well-equipped airplanes!*
- Jeff Thomas working this sale to assist Dennis McCarty an Indy RC Modeler member who is selling all his airplanes.



BLACKSHEEP RC MODELERS
BLACKSHEEPClub.ORG

FALL  **OCTOBER**

FLOAT FLY!  **5TH**
9AM - 2 PM

AMA
ACADEMY OF
MODEL AERONAUTICS
MEMBERSHIP
REQUIRED
AMA Sanctioned Event

ELECTRIC AIRCRAFT ONLY!

WEST END OF LAKE BY BLUEGILL SHELTER

W.S. GIBBS MEMORIAL PARK
4521 Gibbs Road, Danville, IN 46122

RELAXING FUN-FLY FOR ALL!

2024

BALSAFLYERS.COM

BALSA FLYERS

SEPTEMBER 21st & 22nd

9 AM - 4 PM (SUGGESTED)

- SITE #5 -
AMA International Aeromodelling Center
Muncie, Indiana

AMA
ACADEMY OF
MODEL AERONAUTICS

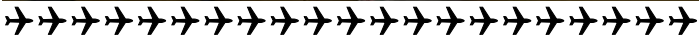
Zipp Kits **SKY BENCH** **AEROTECH**

MORE INFO:  **RCCGROUPS.COM**

See below that it looks like a member of the Johnson Cty club passed away and his widow is trying to sell his equipment. If you are interested, please contact her directly at karen.seay0@gmail.com








Workshop Tips

[Model Airplane News](#)
[Featured News](#), [How-tos](#)




We have the best readers around! You guys are always coming up with clever ways to make building and flying easier, and we love when you share your tips with us at MAN@airage.com. Here are a few of our favorites.



A SHARP IDEA

Most model airplanes use dowels to secure the leading edge of the wing to the fuselage, and for easy installation, the nose of the dowel should be slightly tapered. Many modelers use sandpaper and a sanding block to make the taper. Next time, take the dowel and insert it into an electric or mechanical pencil sharpener. After a few seconds in the sharpener, the dowel will have a crisp, clean, even taper. A little sanding will create a smooth finish.



IN TOO DEEP

If you cut hinge slots using a hobby knife, you know that making slots of the correct depth is a hit-or-miss operation. Here's a solution: Using a straightedge or a tape measure, lay the knife-blade point to the depth required (the blade must be parallel with the straightedge), and use a permanent-ink marker or some tape to create a line straight across the blade where it enters the wood. The line on the blade indicates when it's at the correct depth.



NOW YOU SEE IT; NOW YOU DON'T

Most cowls require cutouts for the air vents and motor and speed-control access. To make the cutouts accurately, you need to measure and mark them properly. Ballpoint pens and pencils don't write well on smooth, painted surfaces, and lines made by regular markers are difficult, if not impossible, to erase. A solution is to use dry-erase markers—the ones used in boardrooms across the country. Dry-erase markers, like regular markers, will leave a line on smooth surfaces, but when you've finished making the cutouts, you can simply use a rag to wipe off any remaining ink.



HANGING AROUND

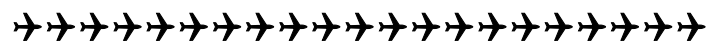
We all know the kind of tangled mess that wall chargers can become if they aren't kept orderly. Go to your local home-improvement store, and buy a few of the inserts that go into duplex outlet boxes. Attach them to a cabinet

door or other out-of-the-way place, and voila!—you've got an easy, tangle-free way to hang your chargers for storage.



SERVO EXTENSION HOLDER

At one time or another, most of us have had to fish for a servo extension wire that slipped back inside the wing; but there is a solution. Cut a 3/16-inch hole in the bottom of the red plug from an old bottle of epoxy. Across the hole, cut a slot that's just wide enough to squeeze the connector at the end of your servo extension through. Trim the access hole in the wing to fit the plug, and you'll never have to go fishing again. This trick also works well for hold-down bolts.



Editor: John Lawyer You can contact me at jlawyer41@att.net or 765-918-7229

***** Till next month may all your landings be wheels down. *****